





## Spa Cover Measuring Guide

Standing at the control panel, which way does the cover fold? (Check one)

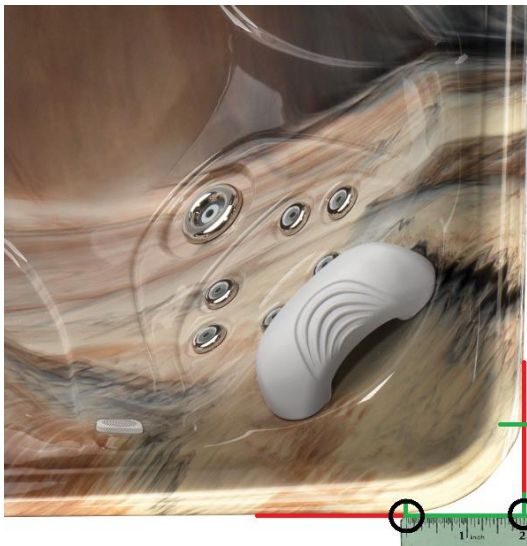
Front to Back \_\_\_\_\_ Left to right \_\_\_\_\_



Measurement A: \_\_\_\_\_ (in)  
(Outside to Outside)

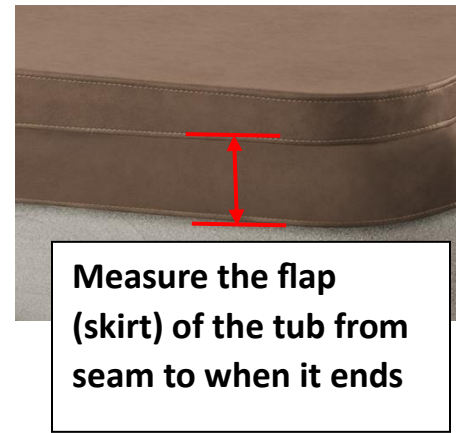


Measurement B: \_\_\_\_\_ (in)  
(Outside to Outside)



Measurement C: \_\_\_\_\_ (in)

Measure distance between the beginning of the curve to where the straight edges cross



Measure the flap (skirt) of the tub from seam to when it ends

Measurement D: \_\_\_\_\_ (in)